

**FLOOR PLAN 3 BEDROOM 1122 SF**  
UNLESS NOTED OTHERWISE ALL WALLS 2x4 @ 16" OC INTERIOR 2x6 @ 16" EXTERIOR. 1/4"=1'-0" A6009-1122SF-3BR-RA

**PLUMBING FIXTURE SCHEDULE**

MARK	MFR.	DESCRIPTION
T/S	**	60" ROUGH-IN FIBERGLASS TUB/SHOWER W/ TEMPERATURE BALANCING CONTROLS. FLOW RESTRICTOR PER CODE. WASTE & OVERFLOW. - SCREWDRIVER STOPS.
SHR	**	48"x36" ROUGH-IN FIBERGLASS SHOWER W/ TEMPERATURE BALANCING CONTROLS. FLOW RESTRICTOR PER CODE. SCREWDRIVER STOPS.
WC	**	WATER CLOSET W/ SEAT ANGLE STOPS RISERS & FLANGES
L	**	COUNTERTOP TYPE LAVATORY - FLOW RESTRICTOR PER CODE ANGLE STOPS
S	**	ST. STEEL. 33"x22" KITCHEN SINK
LT	**	WALL HUNG. FIBERGLASS LAUNDRY TRAY. VACUUM BREAKER TYPE FAUCET.
W/H	**	52 GALLON ELECTRIC WATER HEATER 240 V 4500 WATT.
HB	**	3/4" AUTOMATIC DRAINING FREEZELESS WALL HYDRANT; LENGTH AS REQUIRED BY CONDITIONS OF INSTALLATION.
WSHR	GUY-GREY	GUY GREY B-200 BOTTOM SUPPLY RECESSED WASHER CONNECTION 2" DRAIN; (5"x10.3/4") 31" MOUNTING HEIGHT.

IN THE EVENT OF DISCREPANCIES BETWEEN THE WRITTEN DESCRIPTIONS AND MODEL NUMBER, THE WRITTEN DESCRIPTION SHALL TAKE PRECEDENCE.  
 INCIDENTAL ITEMS REQUIRED BY CODE FOR INSTALLATION OF SCHEDULED FIXTURES SHALL BE PROVIDED WHETHER OR NOT SPECIFICALLY NOTED. (EG. HOSE BIB, SEISMIC RESTRAINTS, VACUUM BREAKERS, HWY DRAIN PAN & DRAIN LINE, HYDRANT KEYS, ETC.) ALL PIPING IN UNHEATED SPACES TO HAVE 1" INSULATION

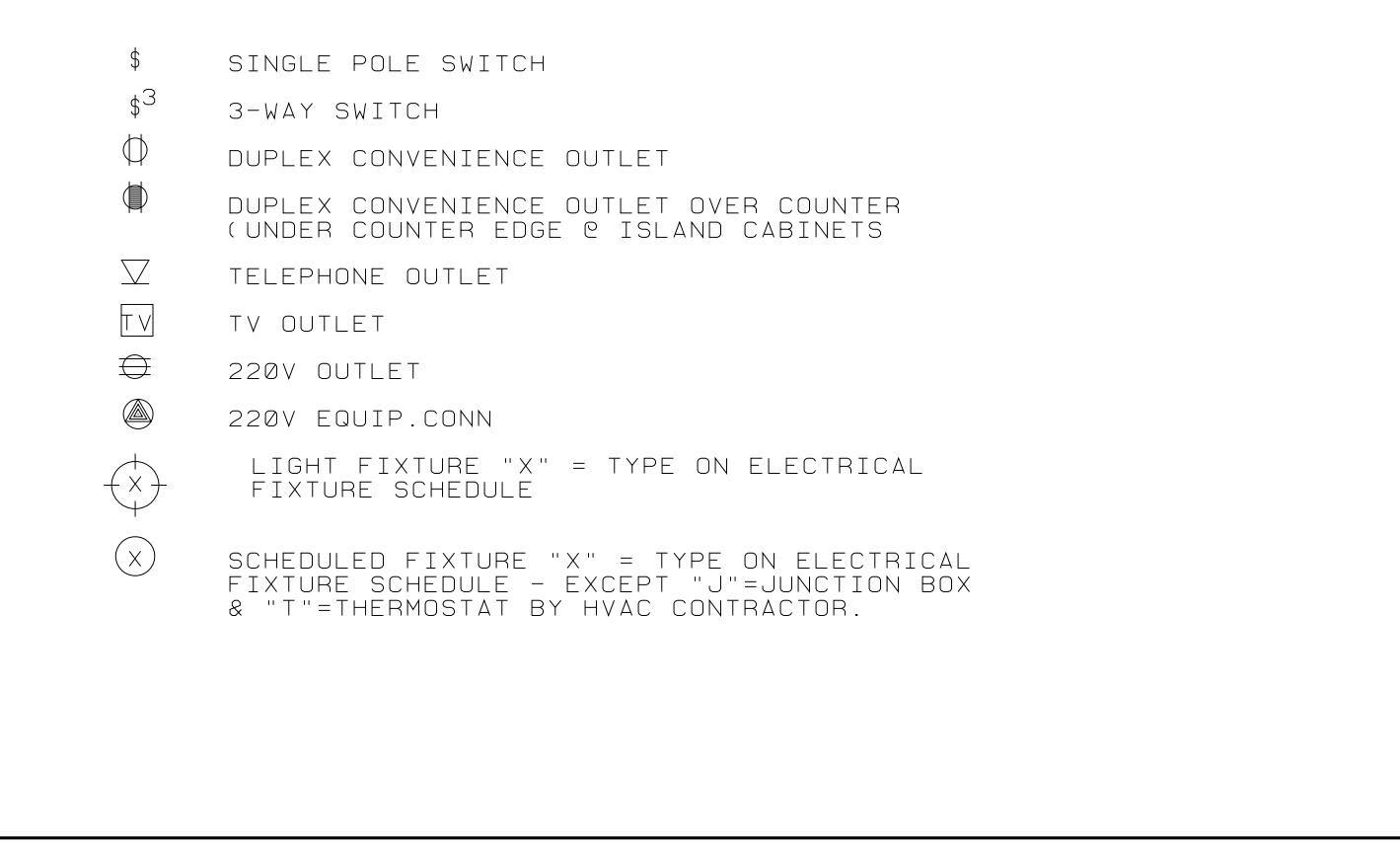
**ELECTRICAL FIXTURE SCHEDULE**

MARK	MFR.	DESCRIPTION
A	**	THERMAL CUT-OUT; DAMP LOCATION RATING. 100W A-19 LAMP.
B	**	LIGHT-EXHAUST; 70CFM EXHAUST. 1-100W INC. PROVIDE 4" DUCT TO WALL OR ROOF CAP. SWITCH SEPARATELY - NUTONE QT100LMH OR APPROVED - HUMIDITY SENSING W/ TIMER
C	**	WALL BRACKET - +84" DAMP LOCATION RATING. 100W A-19 LAMP.
D	**	36" OR 48" UNDER CABINET FLOURESCENT
E	**	36" VALANCE/VANITY LIGHT
F	**	OTHER CEILING MOUNTED FIXTURES TO BE SELECTED BY OWNER/CONTRACTOR
TSH	**	120V-750 W TOE SPACE HEATER W/ INTEGRAL THERMOSTAT
L	**	30" WIDE; 200 CFM DUCTED RANGE HOOD W/ 75W LAMP PROVIDE 3.1/4"x10" DUCT TO WALL & WALL CAP PER CODE.
N	**	DOORBELL BUTTON +48"
DB	**	DOORBELL CHIME - MOUNT +84" LOCATE - 16V 10W TRANSFORMER IN CLOSET & CONNECT W/ ANY LEGAL CIRCUIT.
SD	**	CODE APPROVED SMOKE DETECTOR.

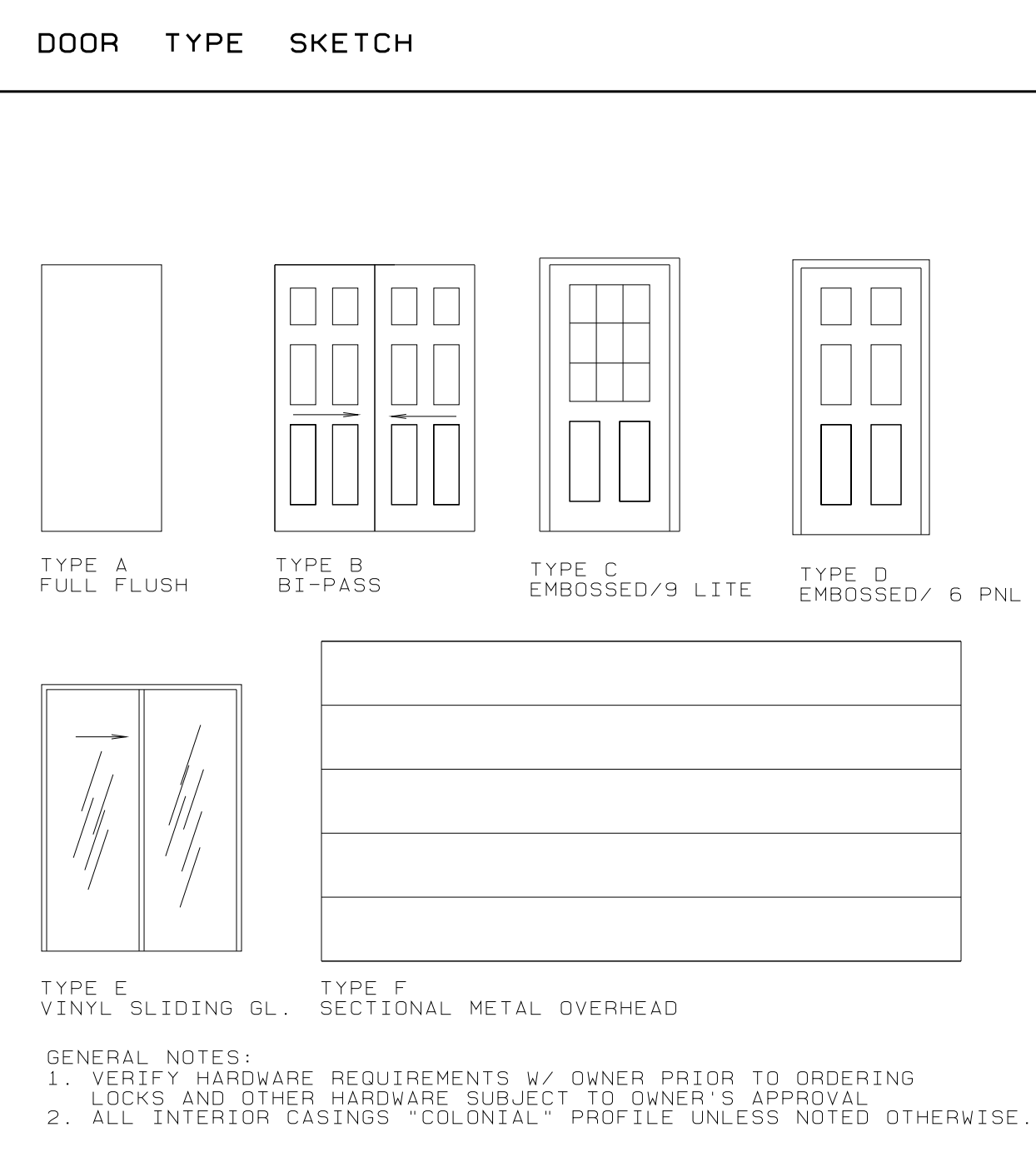
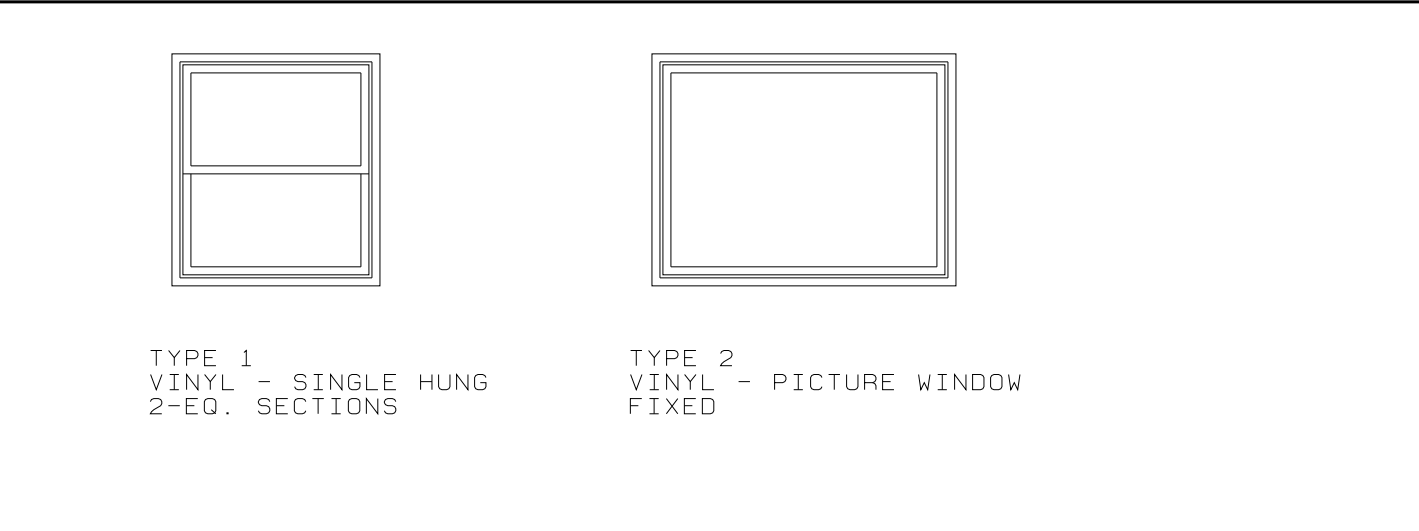
**DOOR & WINDOW SCHEDULE**

DOOR/WINDOW NO	QUANT.	SIZE	DOOR			WINDOW			FRAME		DETAILS		LABEL	REMARKS
			TYPE	MAT	FINISH	GLAZE	MAT	FINISH	HEAD	JAMB	SILL			
1	1	16'-0"x8'-0"	F	INSUL STL.	S.G. ENAM.	N/A	MDF	S.G. ENAM.	A/4 11/5	11/5	MFR. STD.	N/A	* CEDAR EXTERIOR SURROUND & TRIM - NO INT. TRIM OWNER/CONTRACTOR OPTION - SUBSTITUTE 7'-0" HIGH DR.	
2	1	6'-0"x6'-8"	E	VINYL	S.G. ENAM.	TEMPERED INSULATED	MDF	S.G. ENAM.	5/5 SIM.	5/5 SIM.	MFR. STD.	N/A	* MFR STANDARD W/ MDF INT CASING.	
3	1	3'-0"x6'-8"x1.3/4"	D	INSUL STL.	S.G. ENAM.	N/A	MDF	S.G. ENAM.	1/5 * SIM	1/5 * SIM	MFR. STD.	N/A	* MFR STANDARD / MDF INT CASING 3" SIDELITE W/ DECORATIVE PANEL.	
4	1	3'-0"x6'-8"x1.3/4"	C			TEMPERED INSULATED					MFR. STD.	N/A	* MFR STANDARD / MDF INT CASING	
5	1	2'-8"x6'-8"x1.3/4"	D			N/A					MFR. STD.	20 MIN	* MFR STANDARD / MDF CASING	
6 THRU 8	2	4'-0"x6'-8"x1.3/8"	B	PB CORE THERMAFOIL		N/A	MDF		7/5	7/5	7/5	N/A	* MDF CASING	
8	1	5'-0"x6'-8"x1.3/8"	B			N/A						N/A	* MDF CASING	
9 THRU 13	5	2'-6"x6'-8"x1.3/8"	D			N/A			1/5	1/5	N/A	N/A	* MDF CASING	
14	1	2'-6"x6'-8"x1.3/8"	D			N/A						N/A	* MDF CASING	
15	1	4'-0"x6'-8" GYP CASED OPENING				N/A	N.A					N/A		
A	SEE PLAN	4'-0"x4'-6"	1	VINYL	FACTORY	INSUL	HEMLOCK	S.G. ENAM.	6/5	6/5	6/5	N/A	GYP SURROUND W/ 3/4" MDF SILL BEDROOM WINDOWS SHALL COMPLY W/ ORSC R310 PROVIDE 5'-0" HIGH WINDOW IF REQ'D FOR COMPLIANCE	
B	SEE PLAN	3'-0"x4'-6"	1									N/A	GYP SURROUND W/ 3/4" MDF SILL	
C	SEE PLAN	3'-0"x3'-6"	1						6/5	6/5	6/5	N/A	3/4" MDF SURROUND & CASING W/ 3/4" MDF SILL	
D	SEE PLAN	5'-0"x4'-6"	2						6/5	6/5	6/5	N/A	GYP SURROUND W/ 3/4" MDF SILL	
E	NOT USED													
F	NOT USED													

**ELECTRICAL SYMBOL KEY**



**WINDOW TYPE SKETCH**



GENERAL NOTES:  
 1. VERIFY HARDWARE REQUIREMENTS W/ OWNER PRIOR TO ORDERING  
 2. ALL INTERIOR CASINGS "COLONIAL" PROFILE UNLESS NOTED OTHERWISE.

**DALLAS W. HORN, ARCHITECT**  
 MEMBER - AMERICAN INSTITUTE OF ARCHITECTS  
 840 SE ROSE - ROSEBURG, OR 97470  
 PHONE: (541) 672-5658  
 dwh@pico.com

**REGISTERED ARCHITECT**  
 DALLAS HORN  
 2004-2010  
 DOUGLAS COUNTY, OREGON

**SELF HELP HOUSING - 3 BEDROOM DWELLING RA-1**  
 DOUGLAS COUNTY, OREGON  
 OWNER-DEVELOPER - UMPQUA COMMUNITY DEVELOPMENT CORP.

**FLOOR PLAN**

PROJECT NO. A9003  
 RA02  
 DATE 1/21/09  
 REVISIONS

DRAWING SET NO.

**SHEET NO**  
 2  
 OF 8